Montageanleitung / Manuel de montage / Manuale di montaggio

ROYAL S370
08198

ROYAL S390
08199

www.koenigworld.com

Kundendienst / Service après-vente / servizio clienti
DKB Household Switzerland AG
Eggbühlstrasse 28, Postfach CH-8052 Zürich
Tel. 043 266 16 00 - Fax 043 266 16 10
Mail: servicecenter@dkbrands.com

10084-E35KO REV B 11/16

IM LIEFERUMFANG ENTHALTEN / MATERIAL INCLUS / CONTIENE FERRAMENTA

S21420 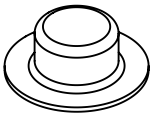	X2	S21124 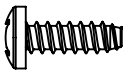	X2
Y-12222 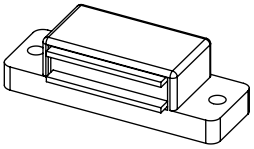	X1	Y-12223 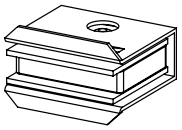	X1
Y-11560 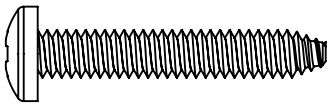	X4	Y-11793 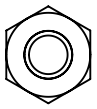	X4
Y-29304 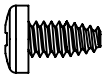	X2	Y-12865 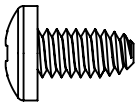	X10
Y-12857 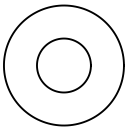	X2	Y-12124 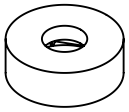	X1
Y-11551 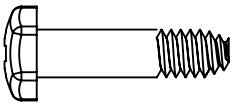	X1	Y-12673 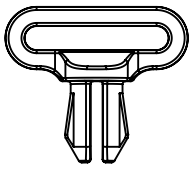	X2
S35094 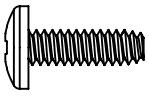	X2	S21061	X2

ERFORDERLICHE WERKZEUGE / OUTILS NECESSAIRES / UTENSILI NECESSARI

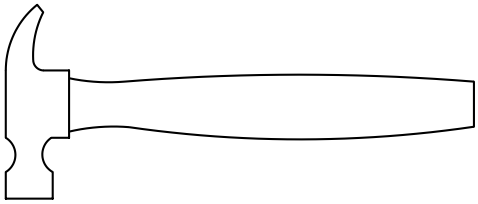

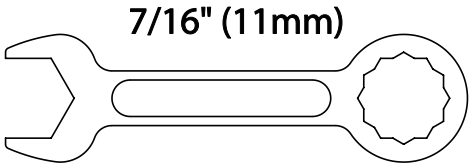

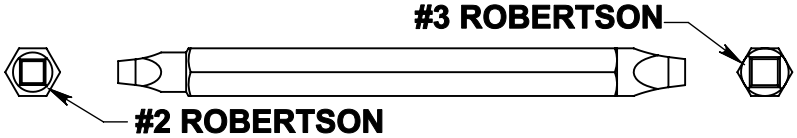

1 (2) 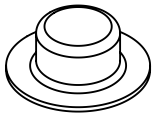 (2) (1) 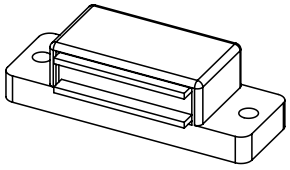



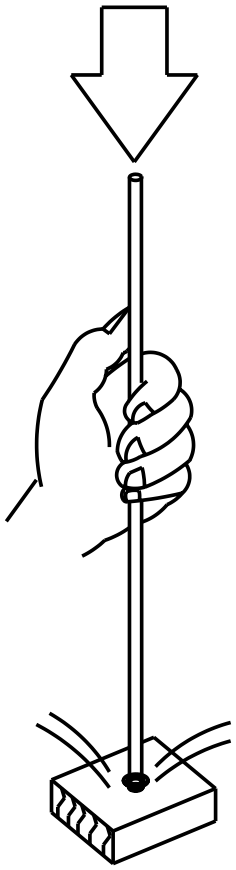

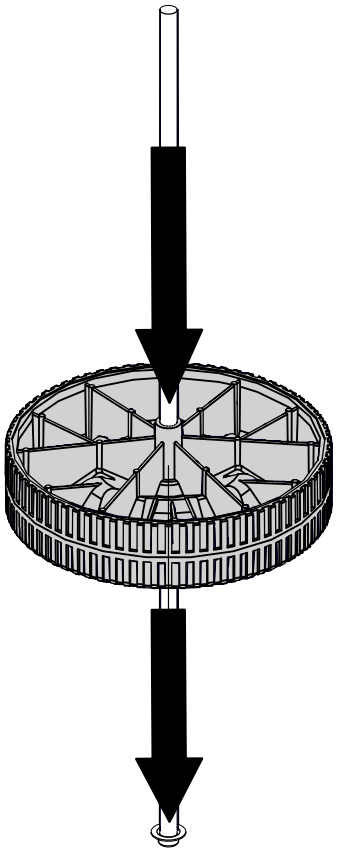

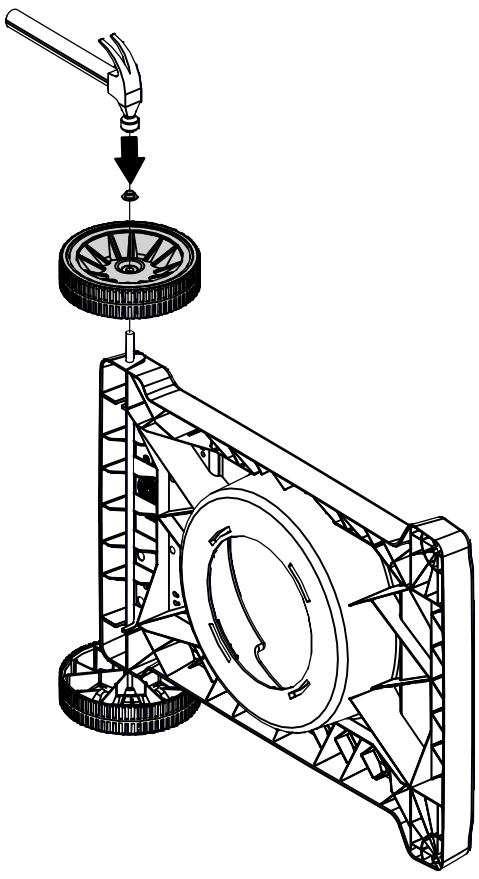

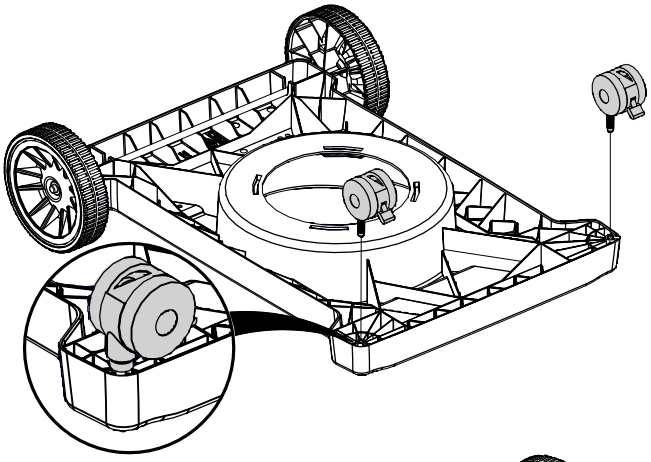

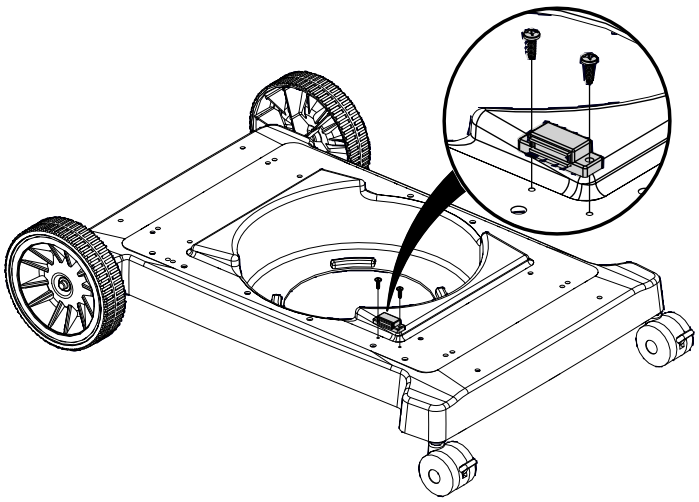

2	

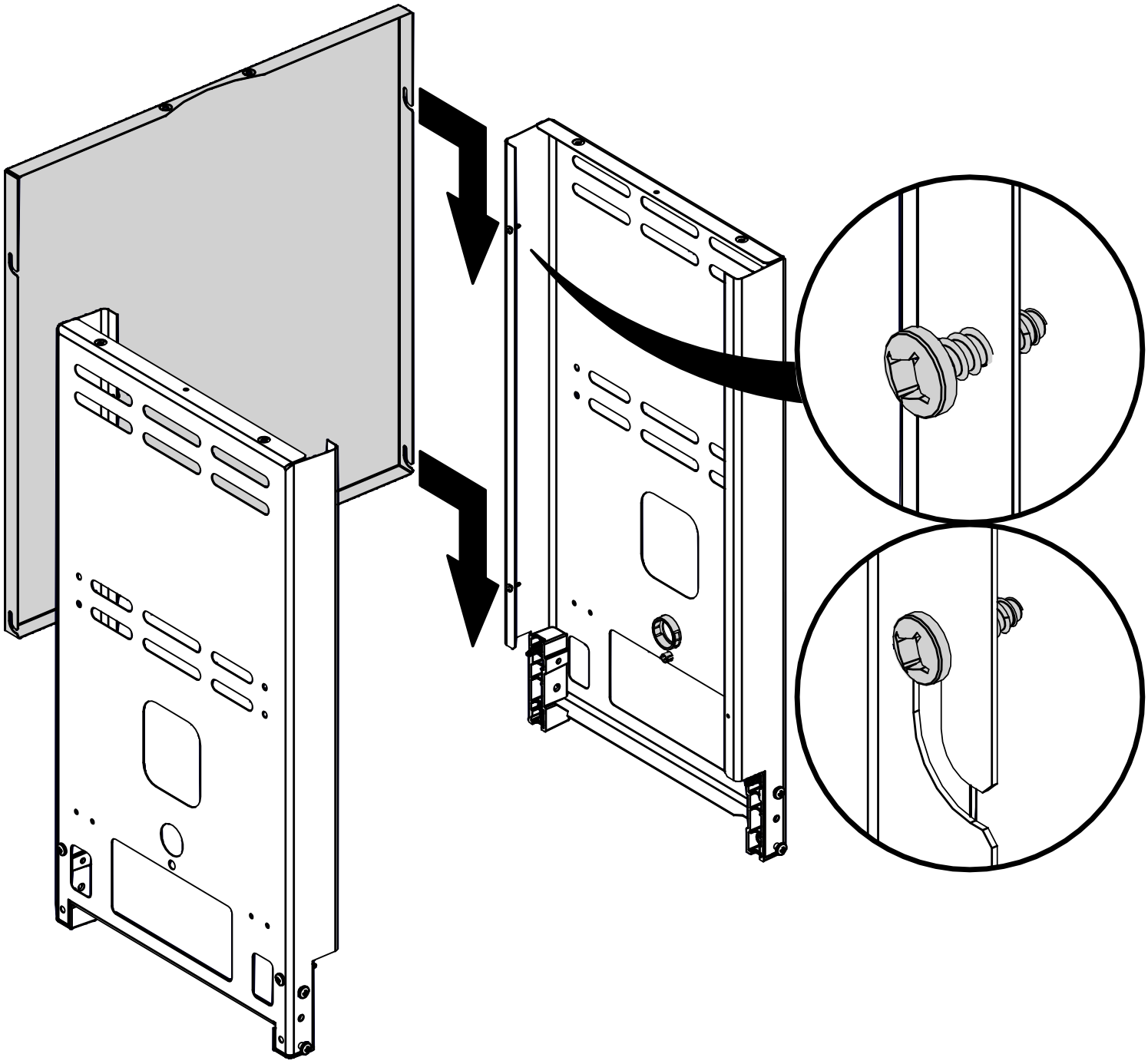

3

(1) AAA (1) (2) (2)

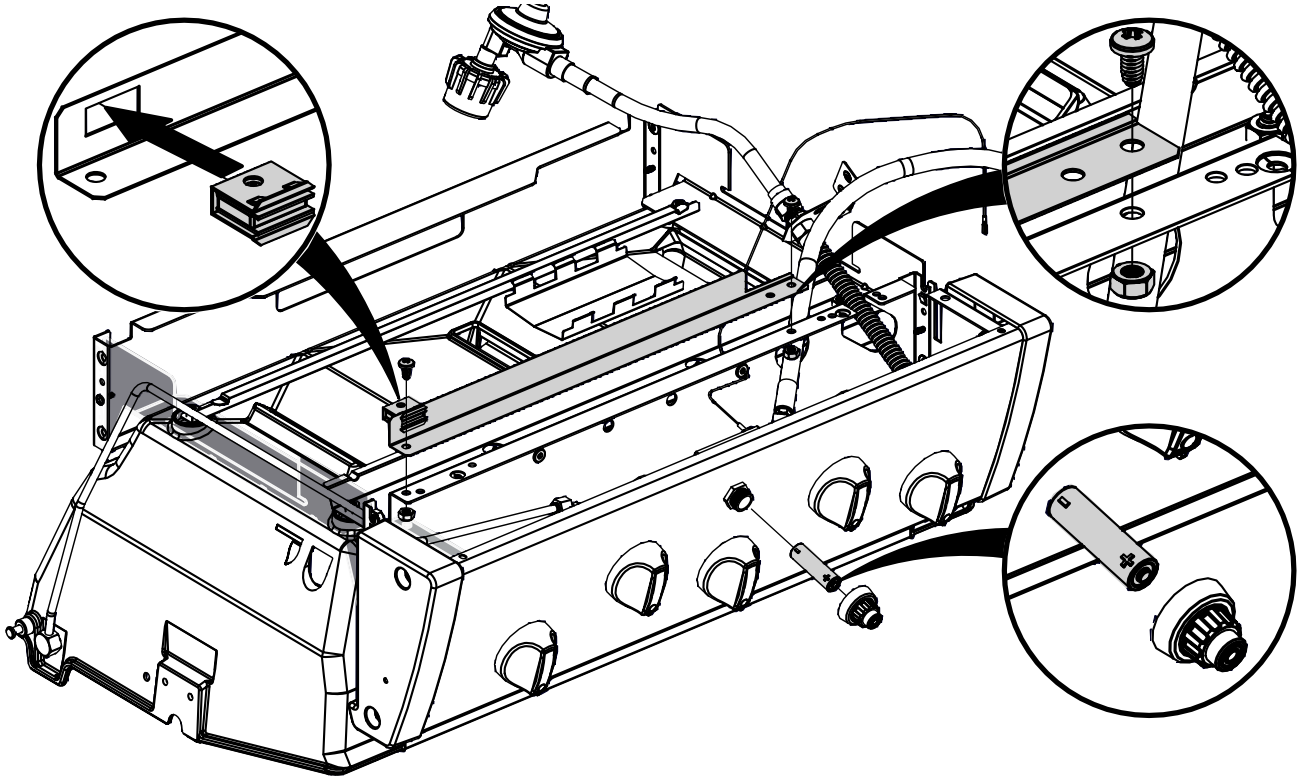

4

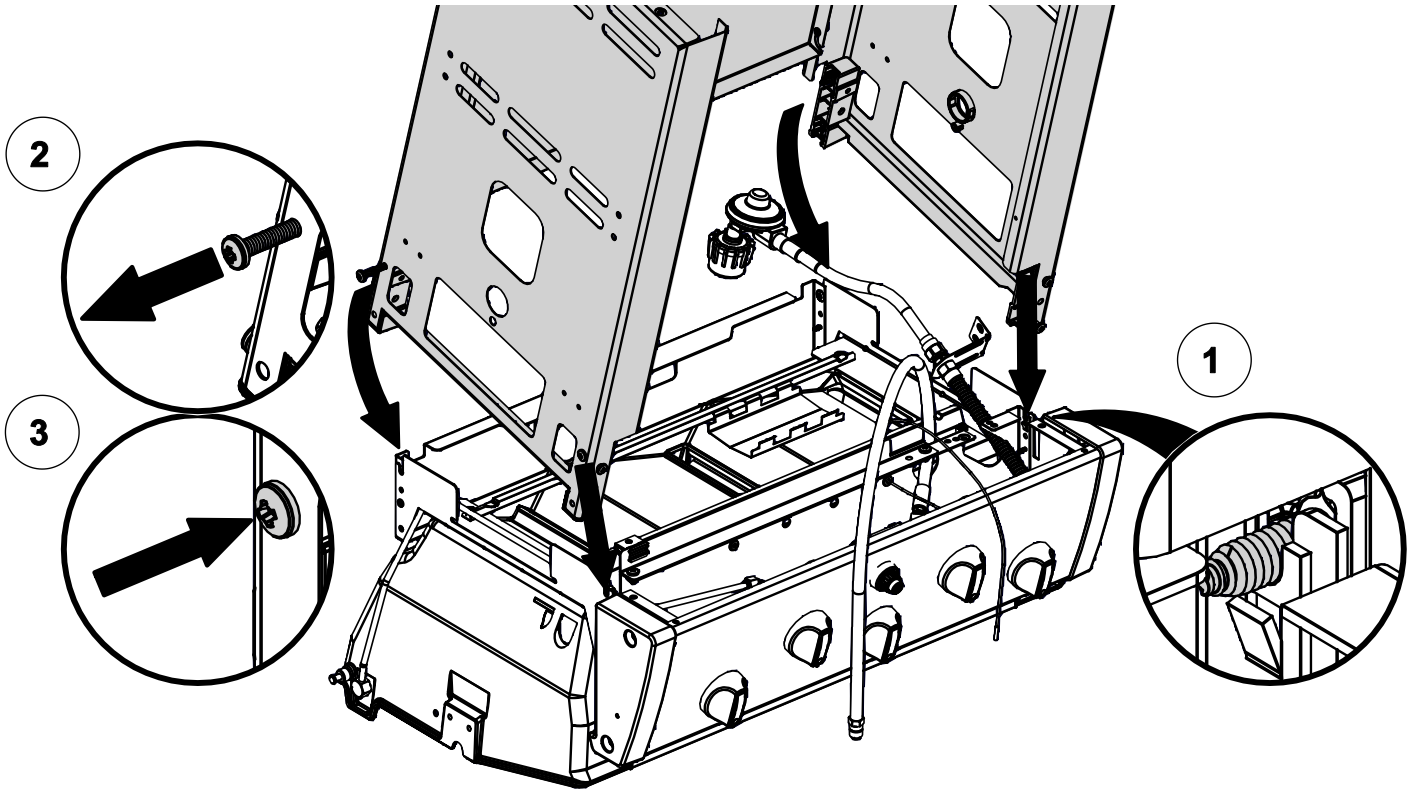

5	(4) 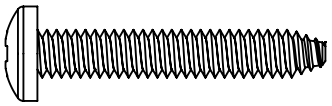 (2) 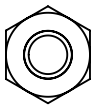

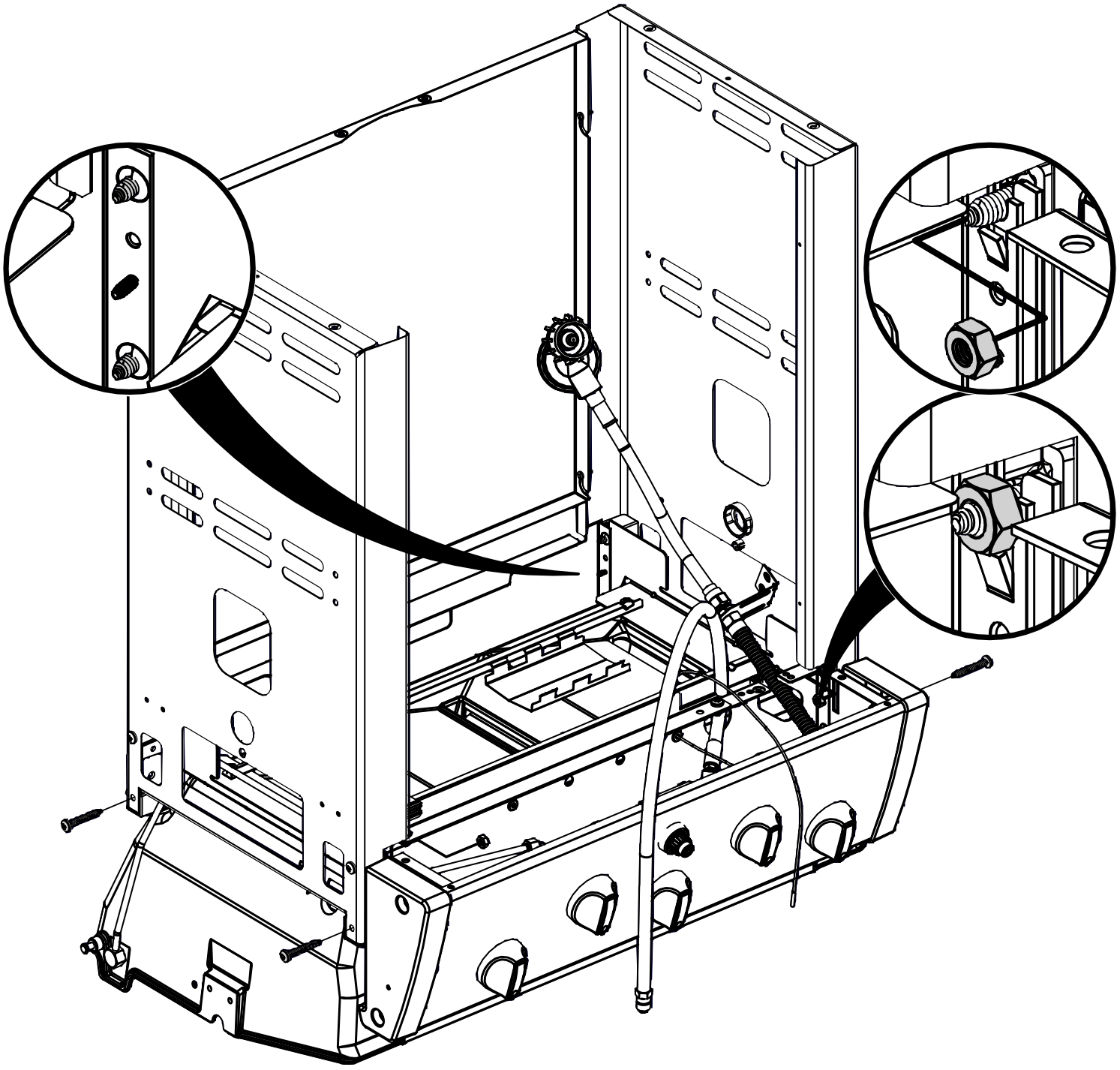

6	(2) 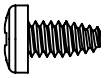

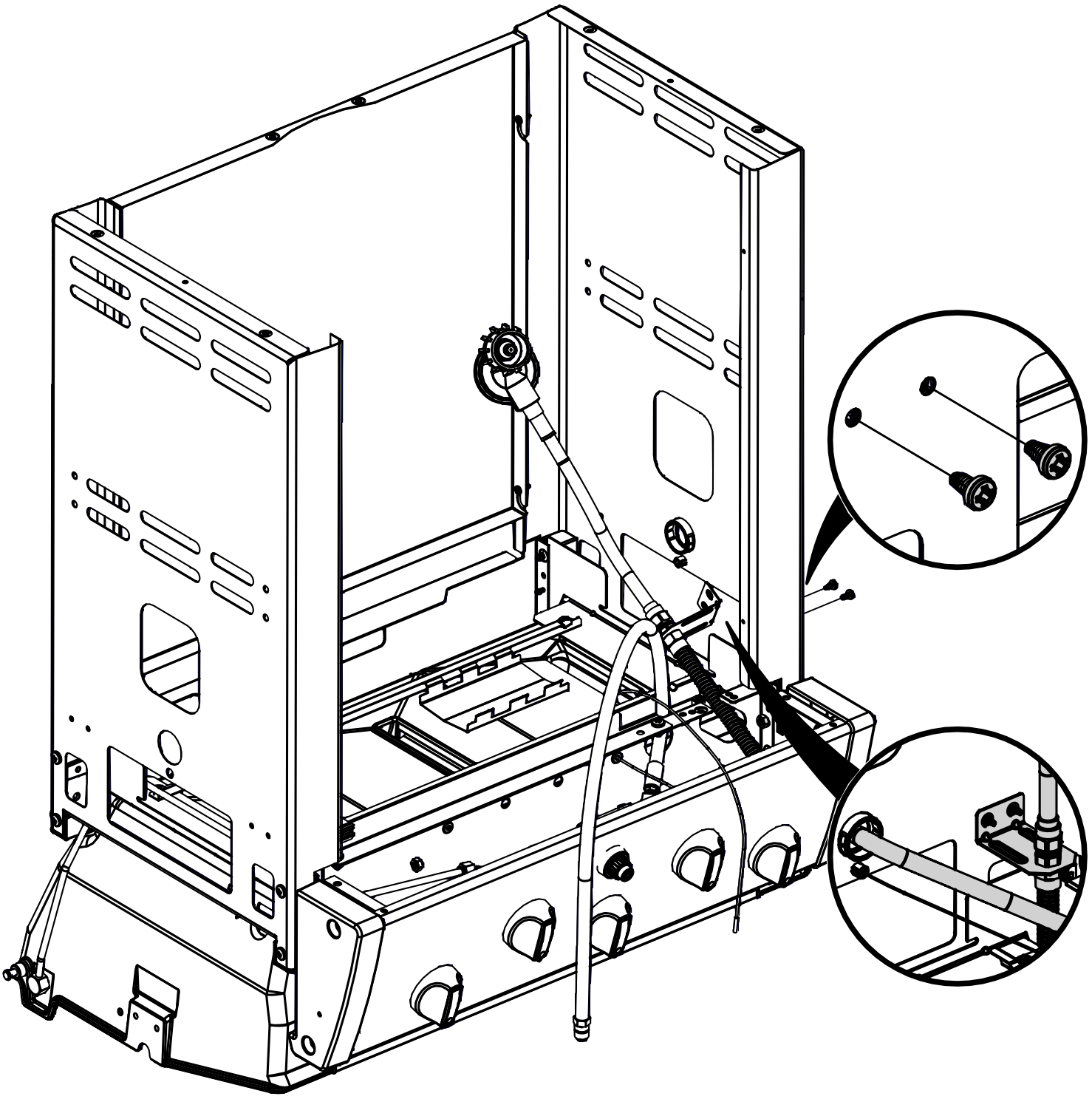

7	(6) 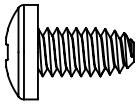

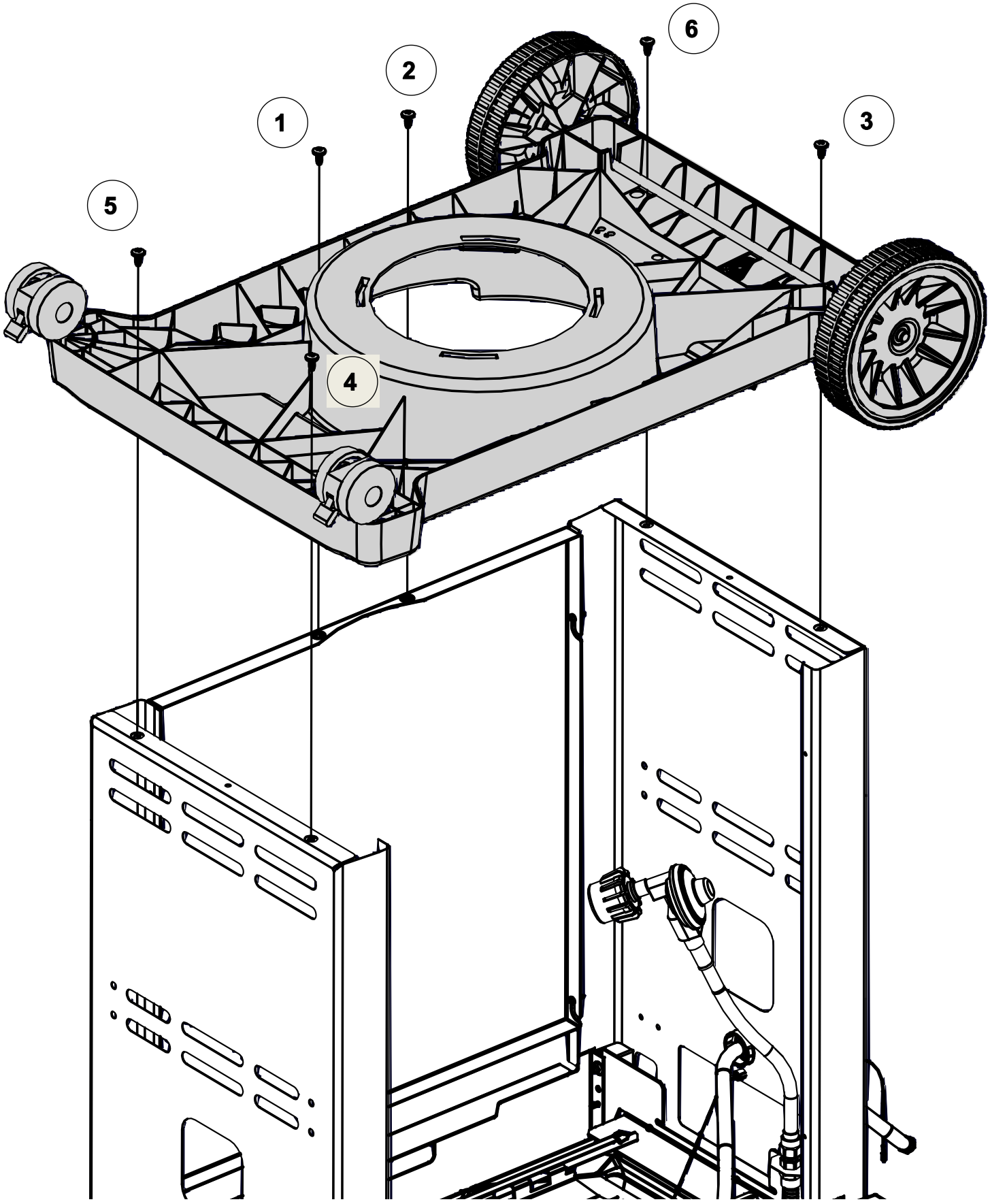

8	(2) 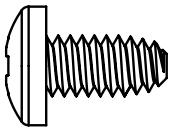 (2) 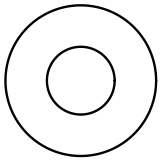

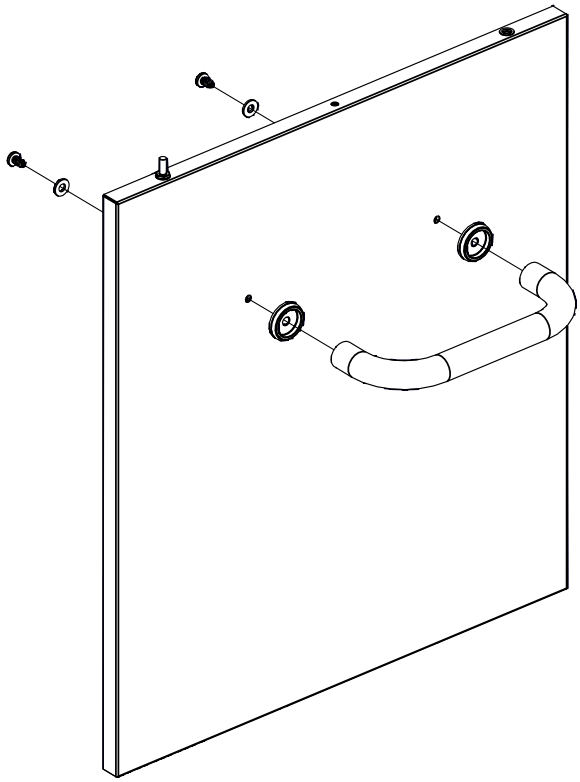

9	(2) 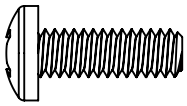

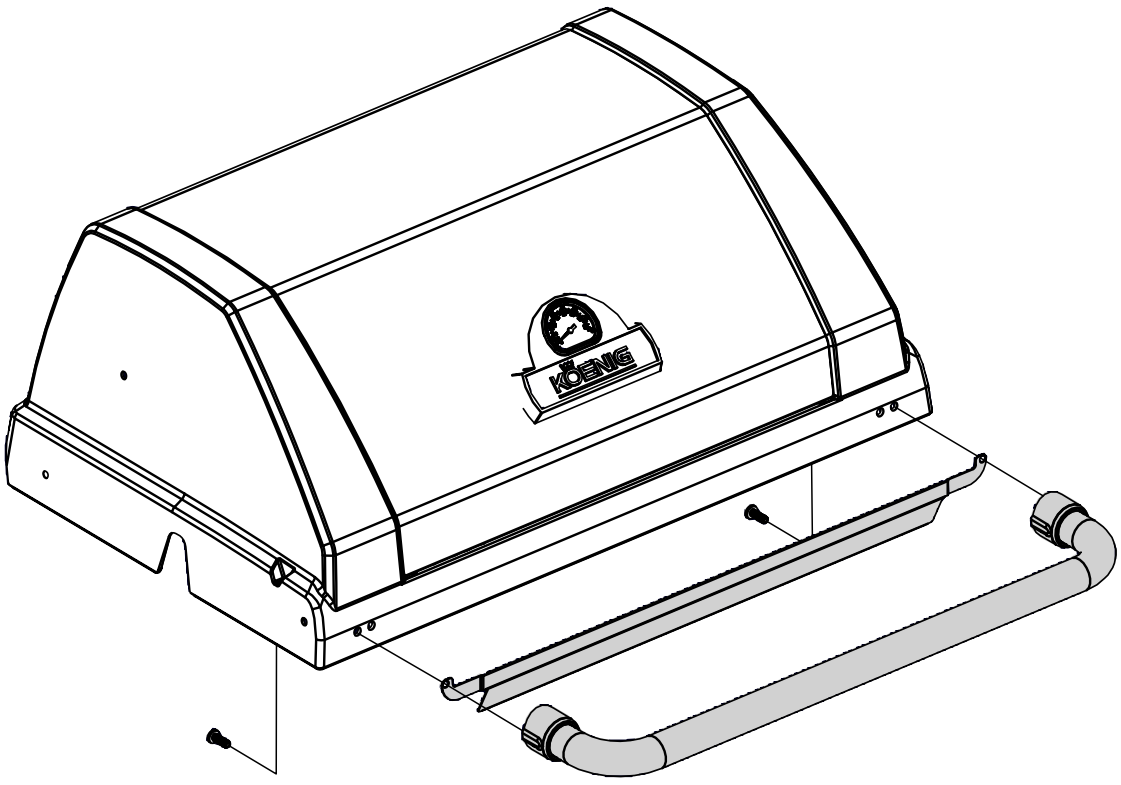

10	(1) 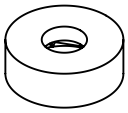

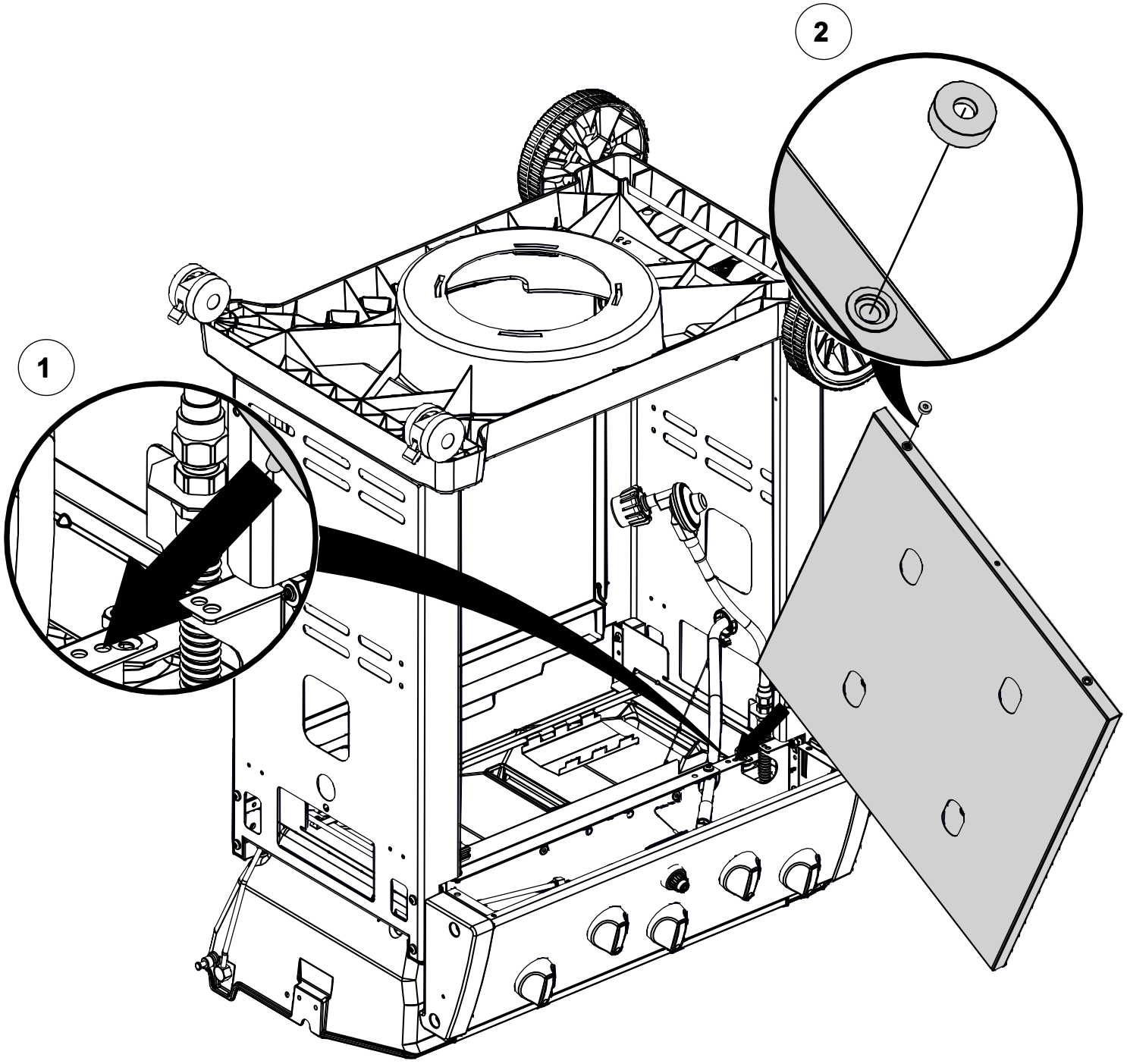

11	(1) 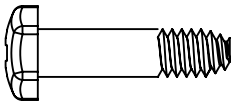

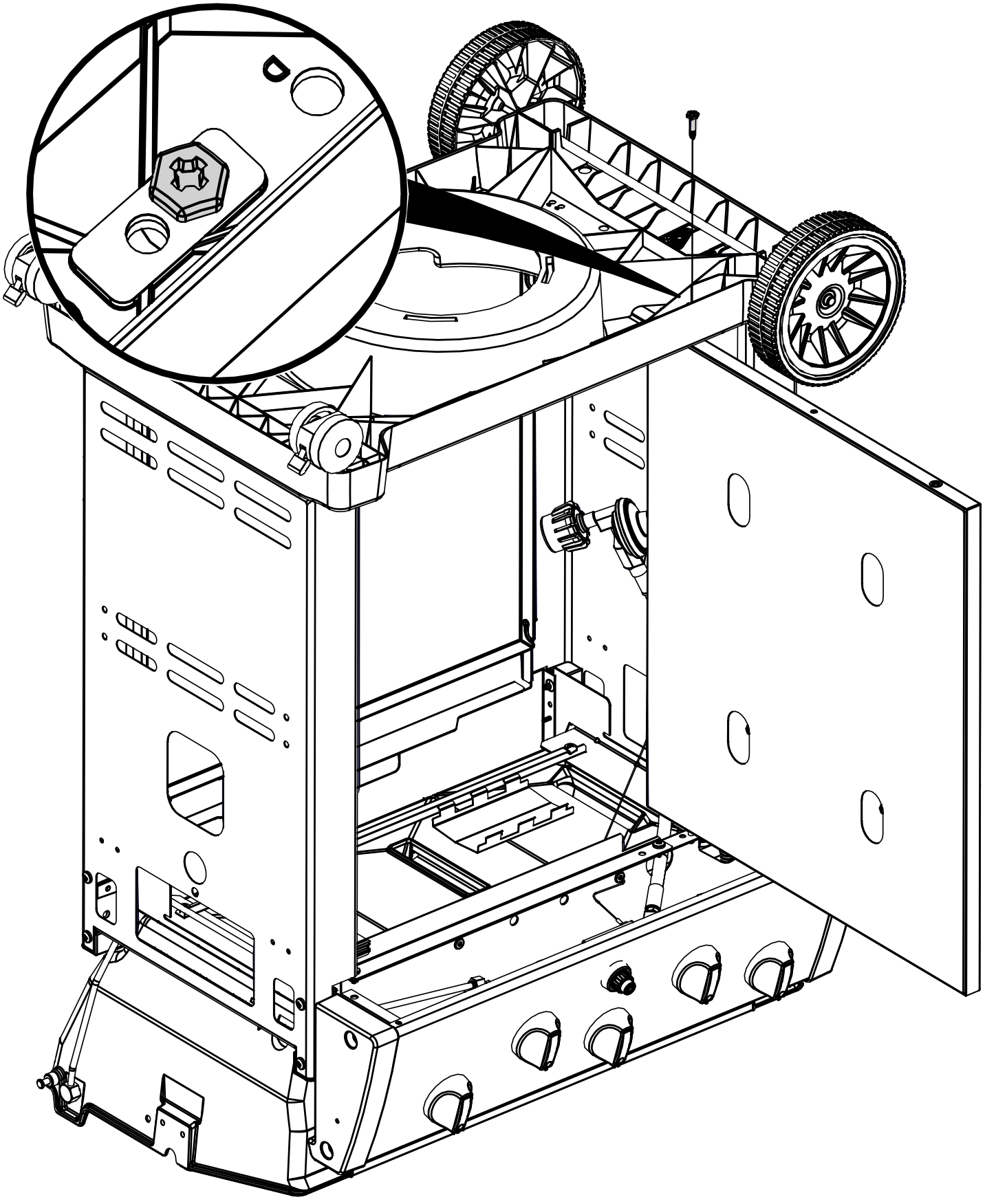

12

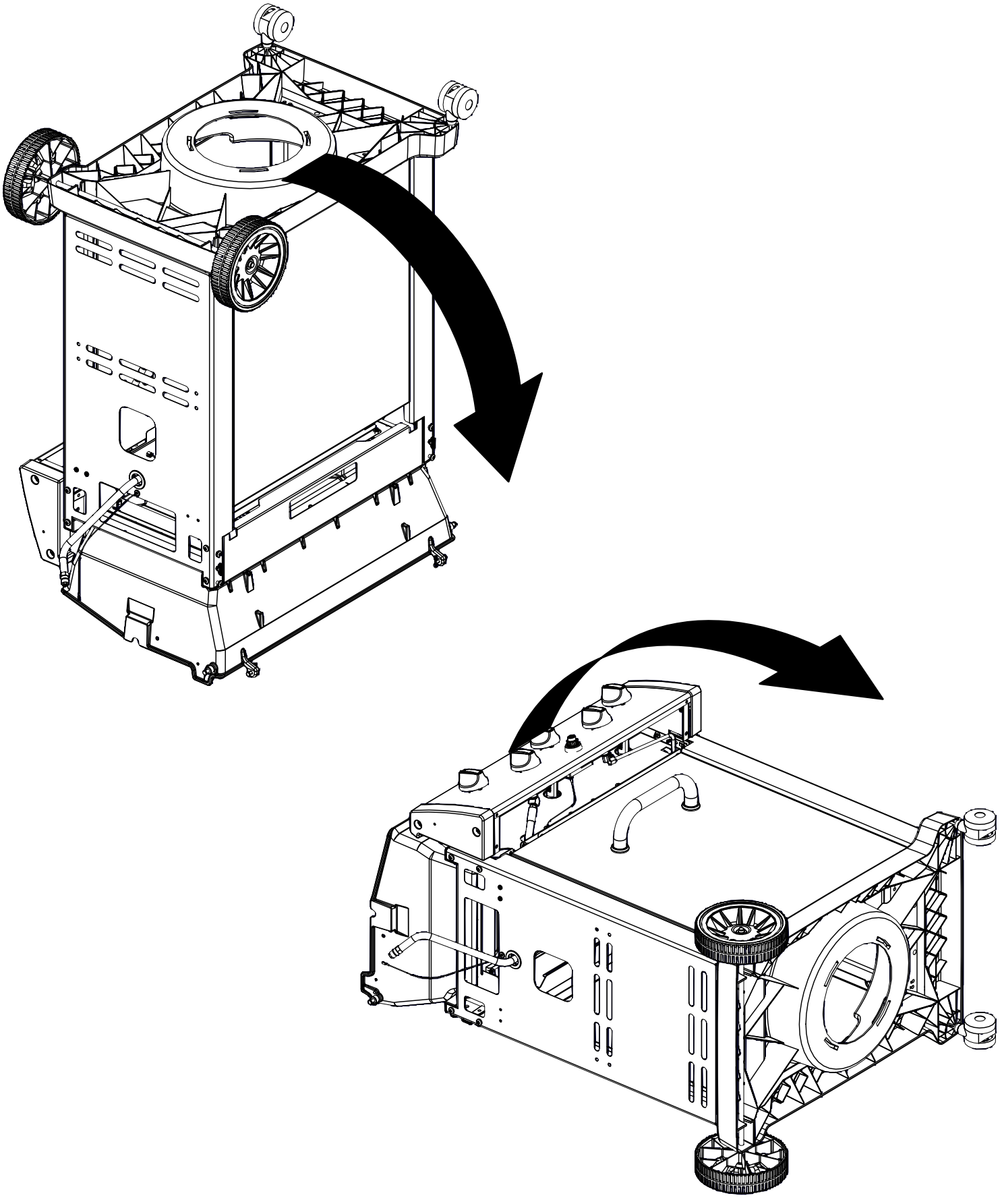

13

(1)

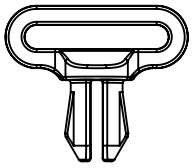

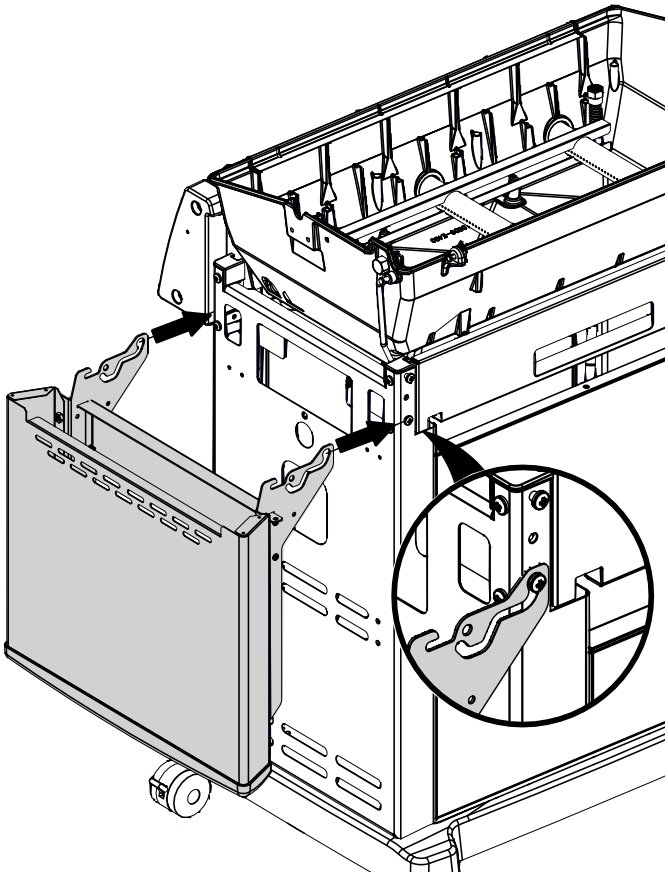

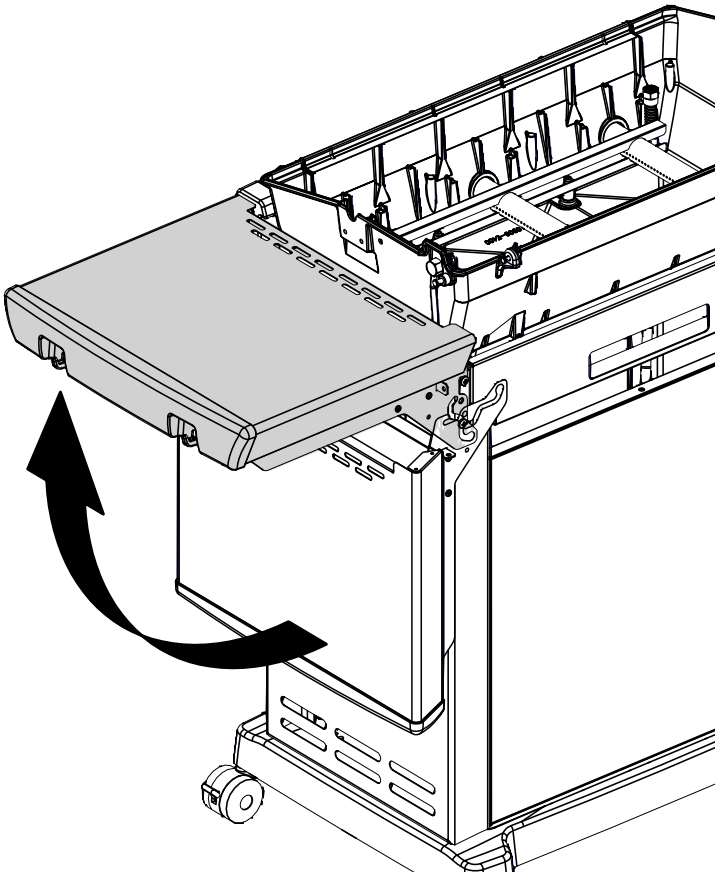

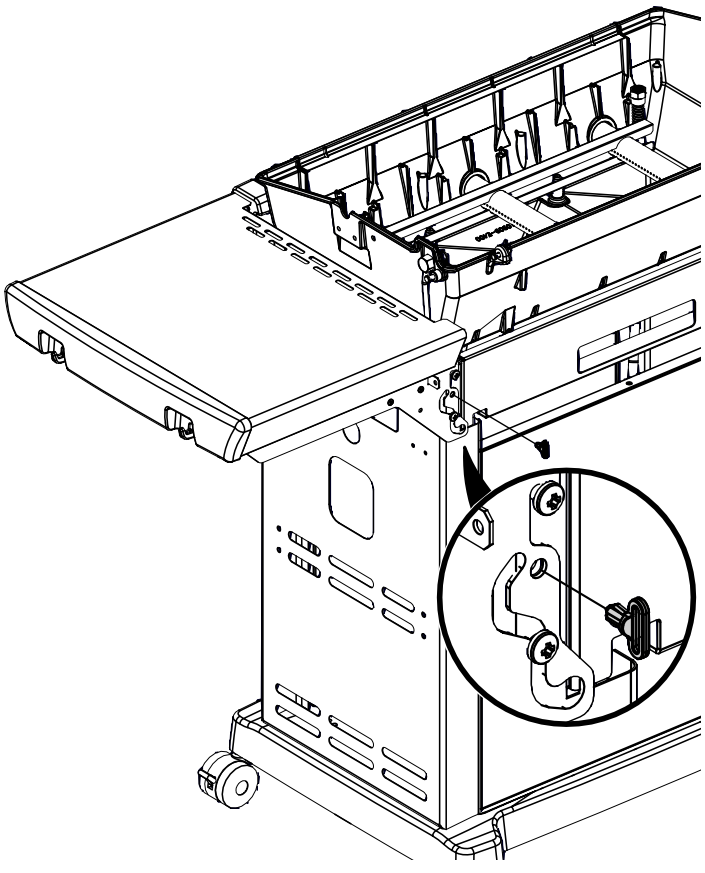

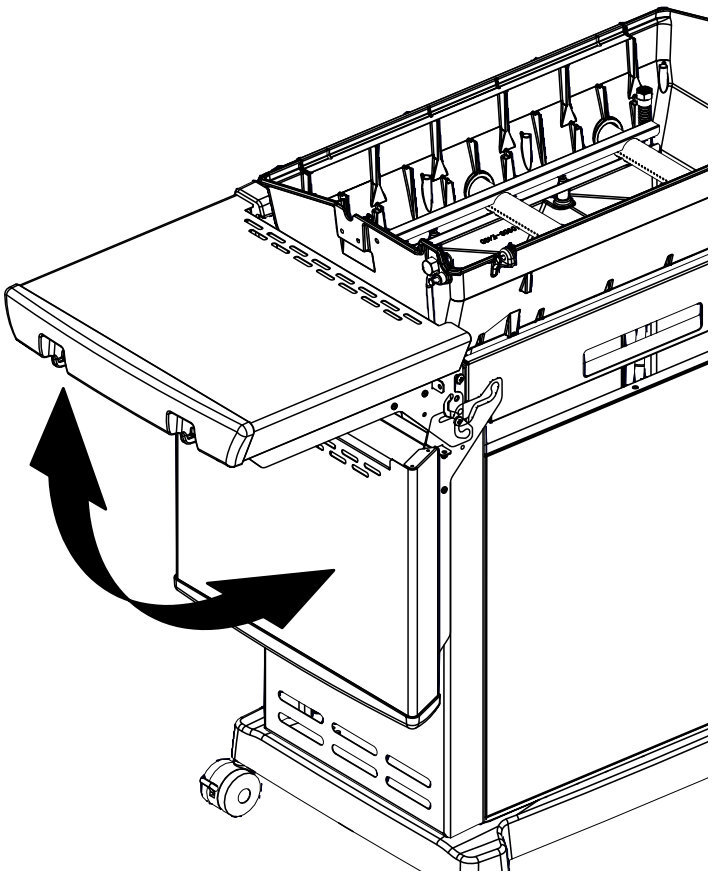

14

(1)

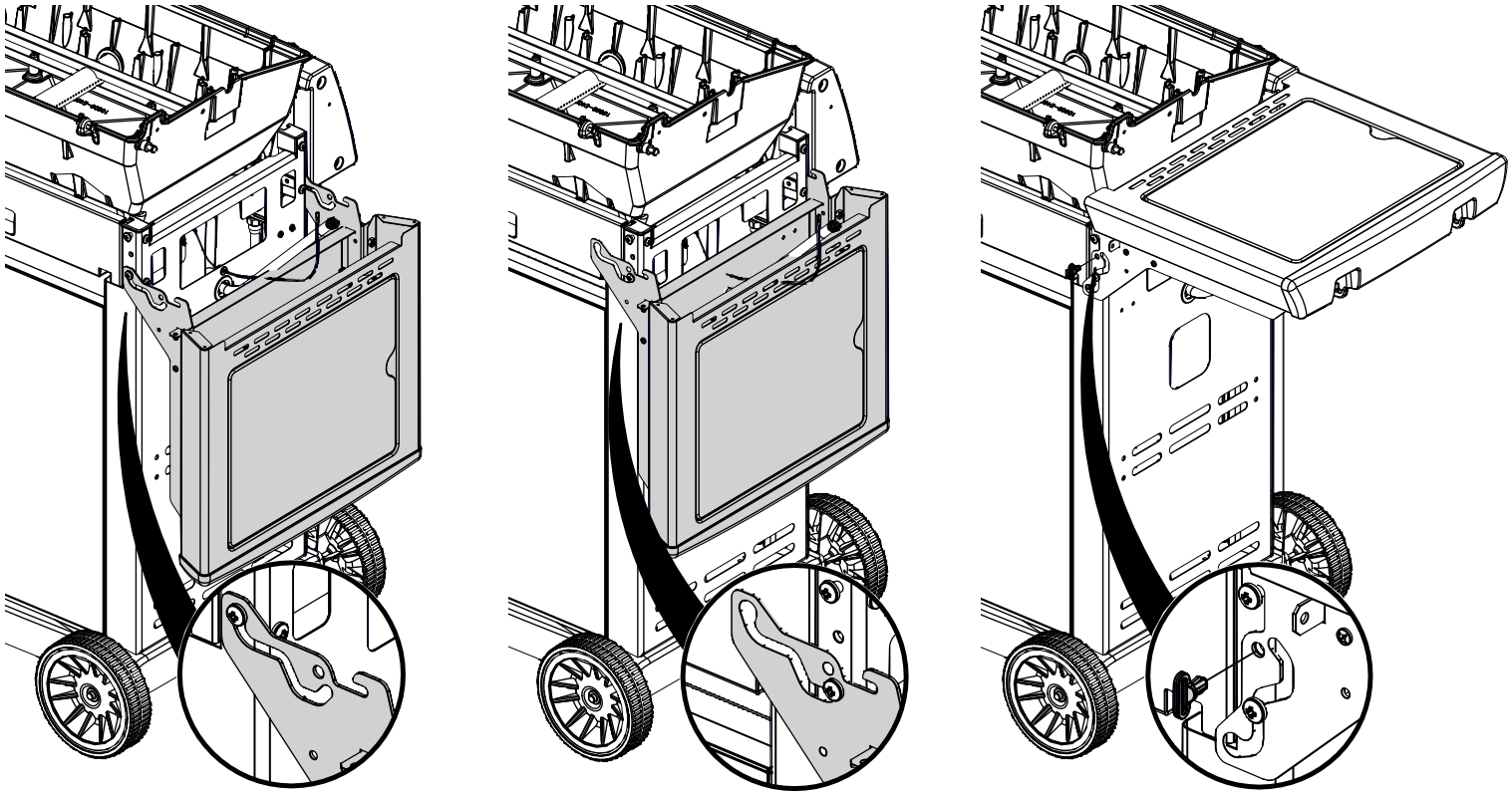

15

08199 (1)

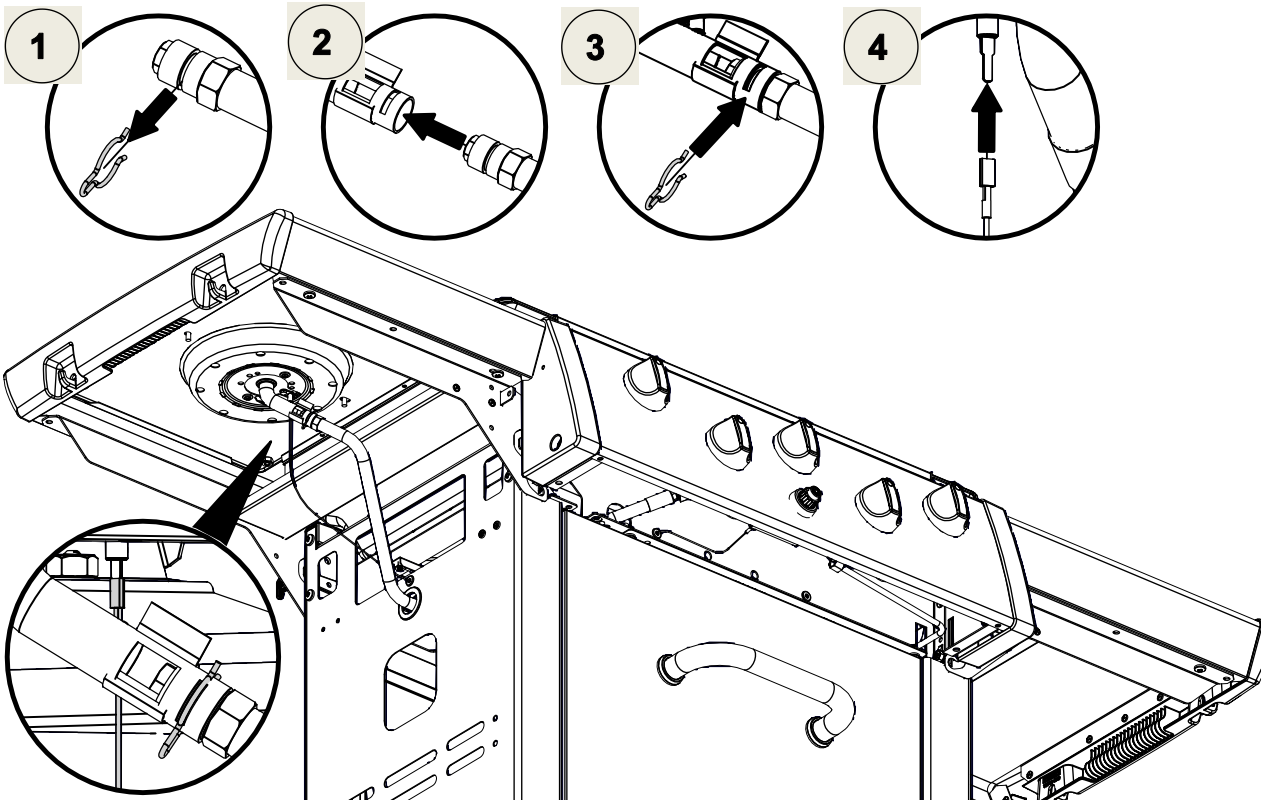

16

(2) 

(2) 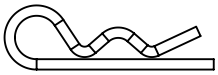

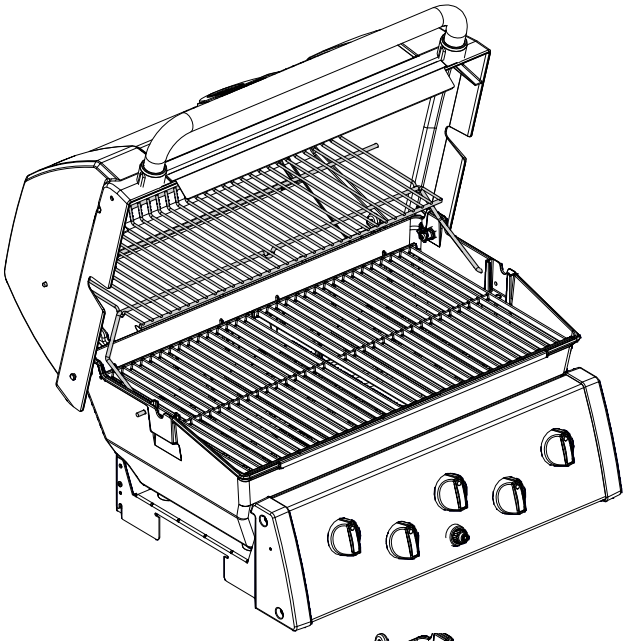



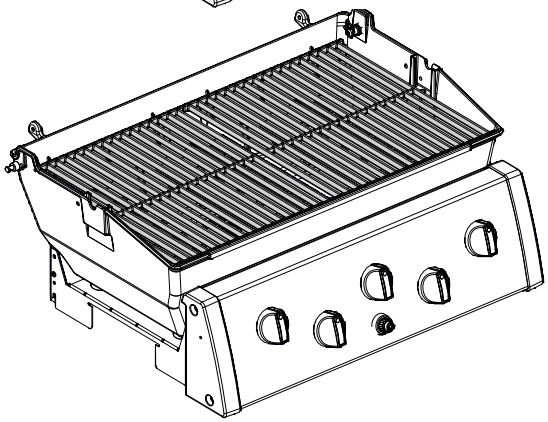



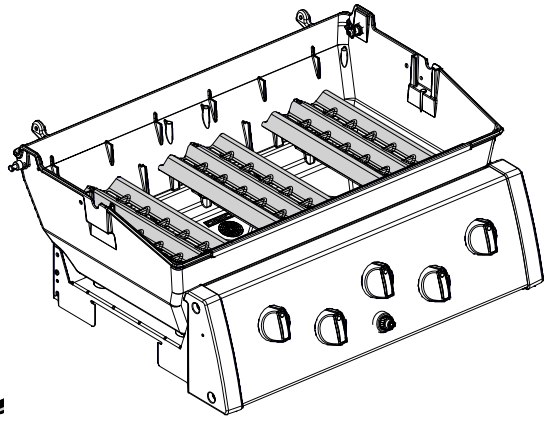

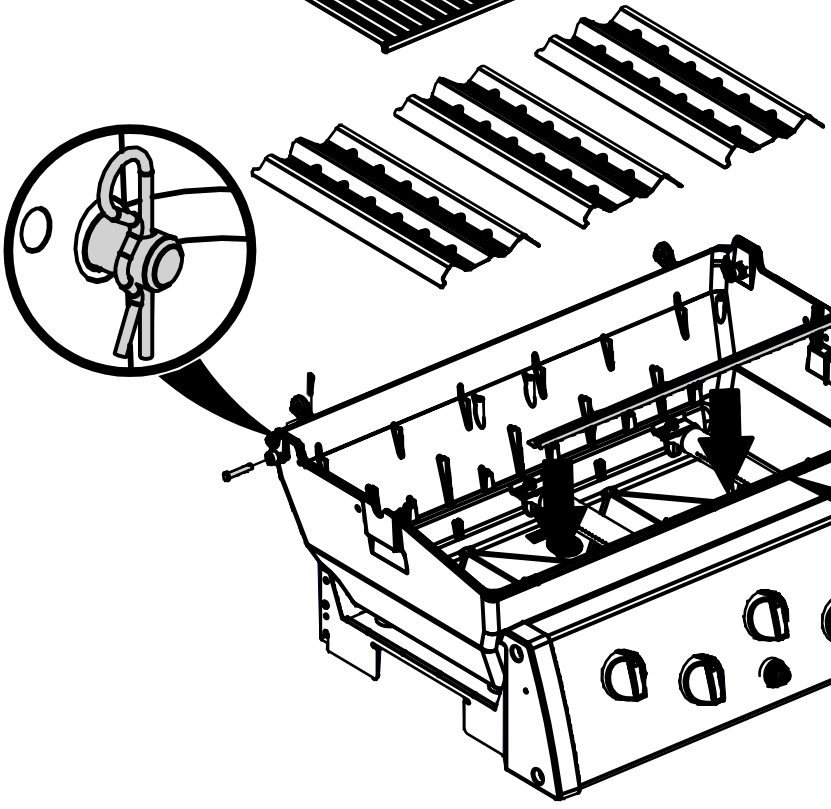

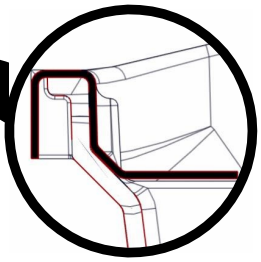

17

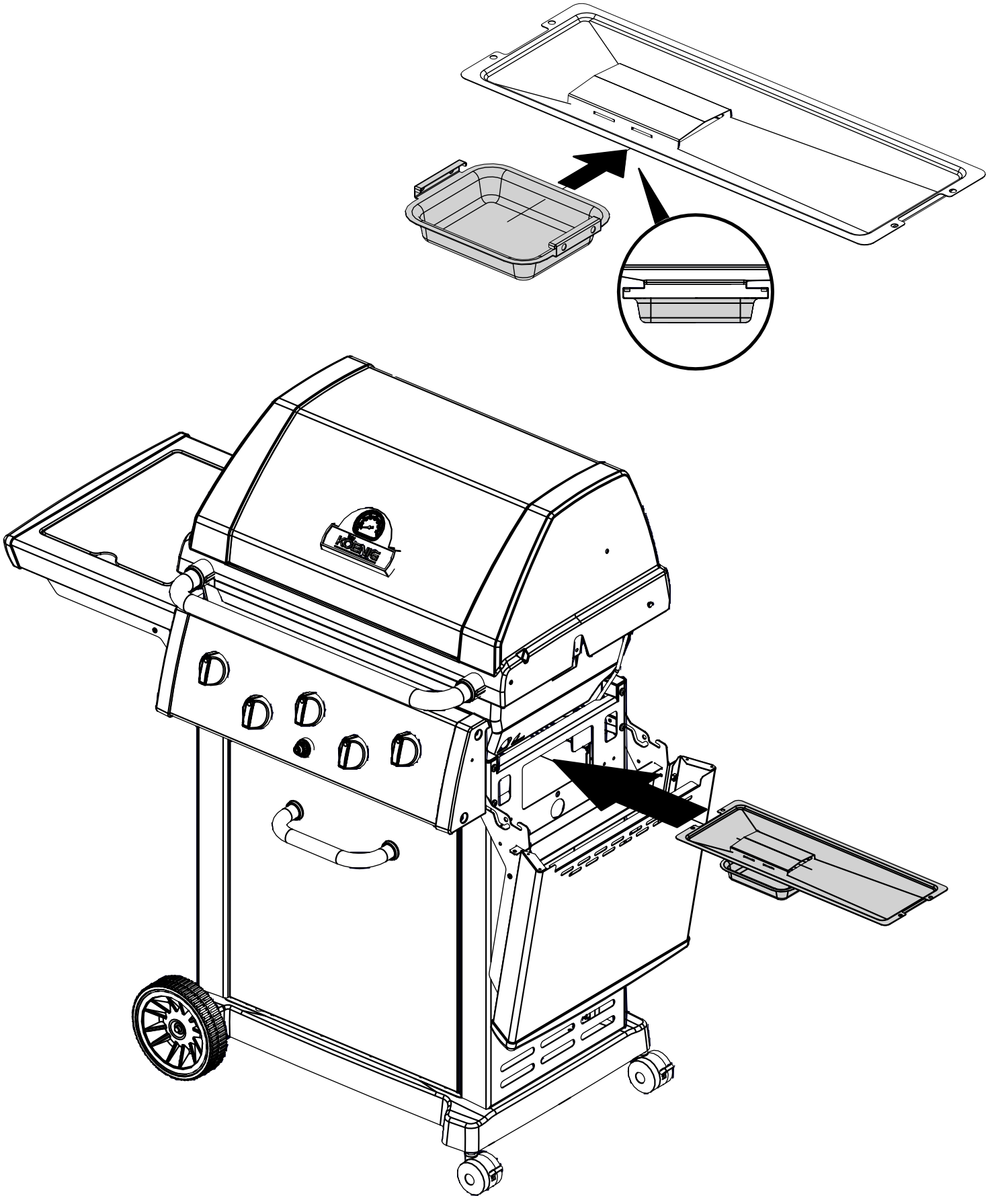

18	

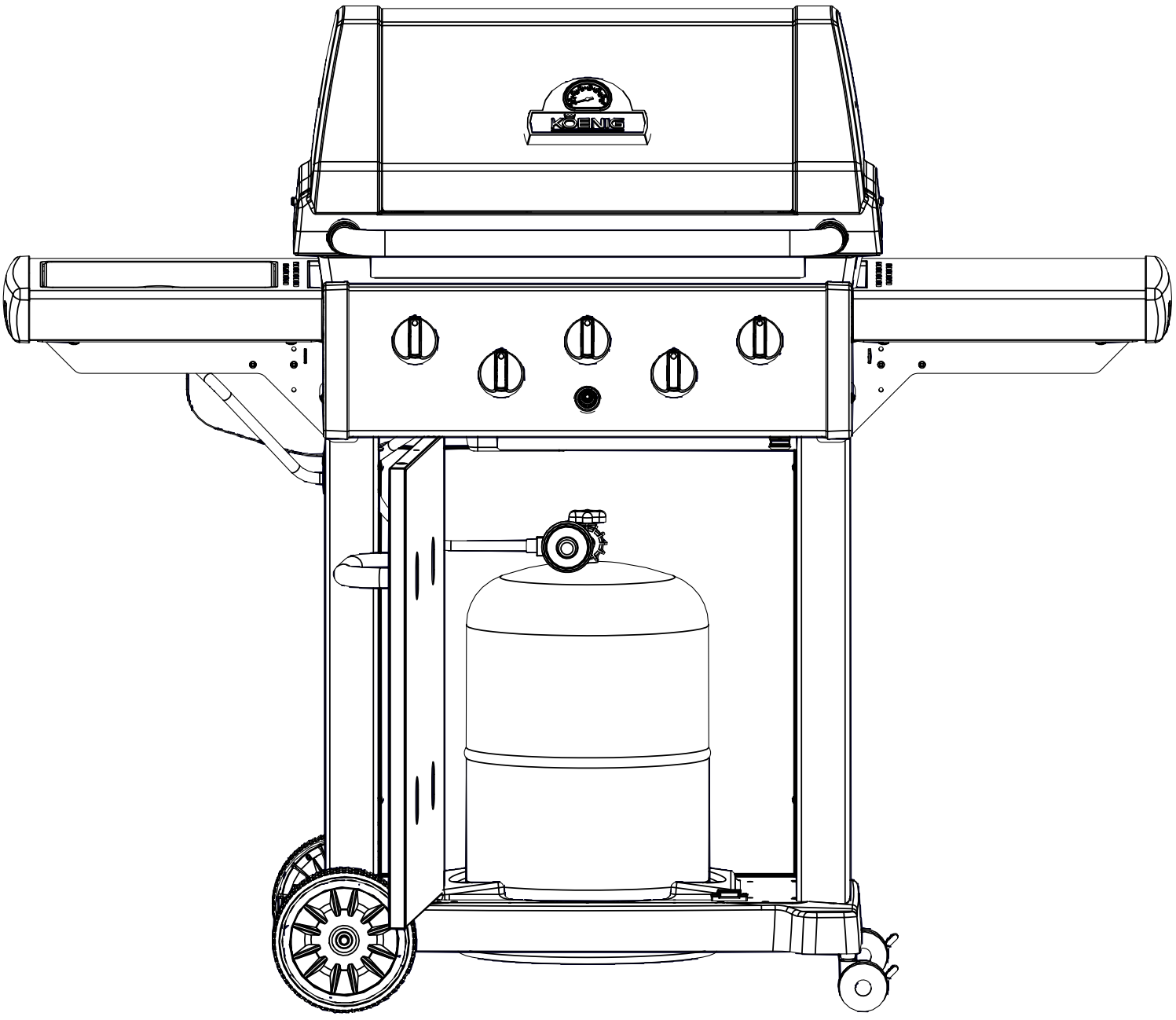

19

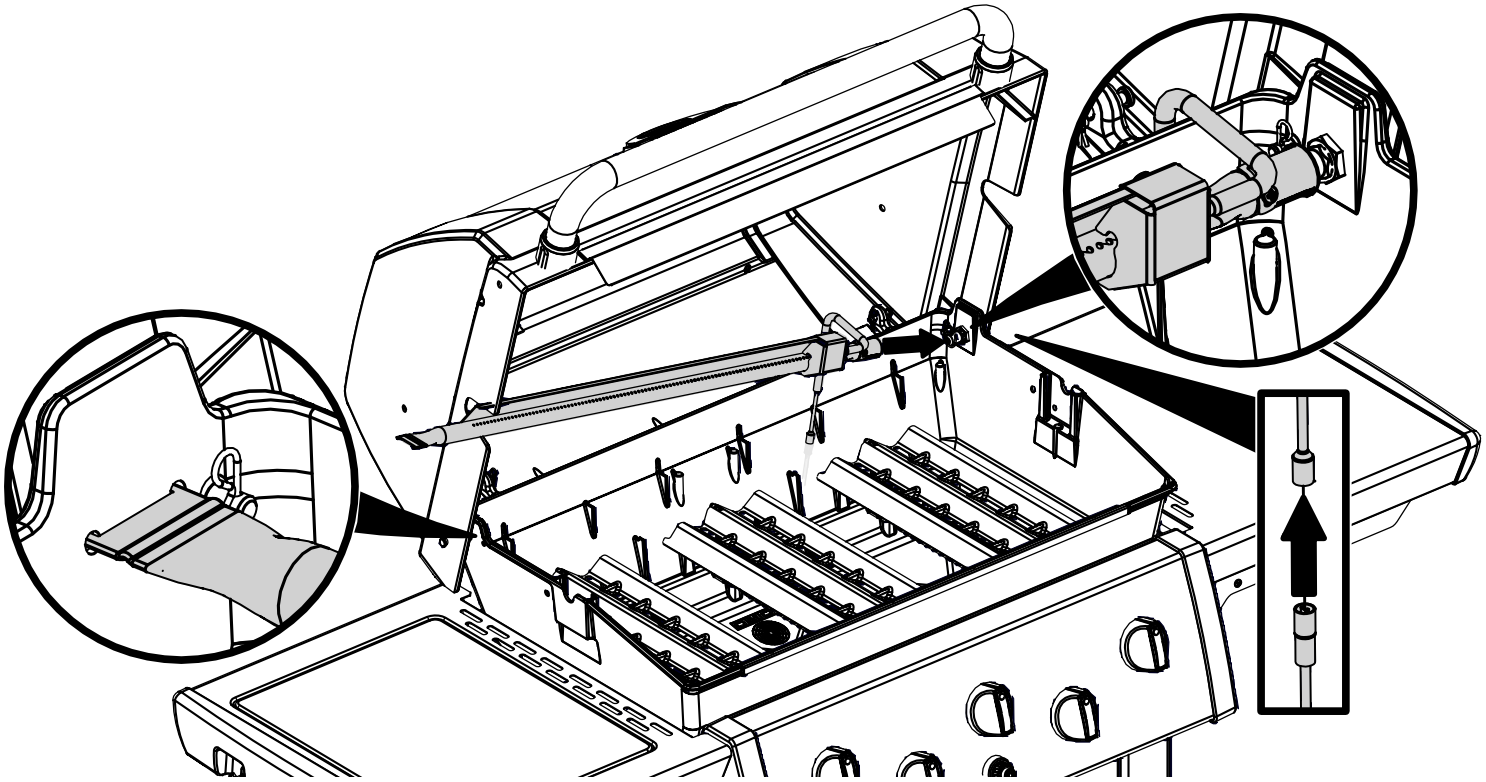

20

(2) 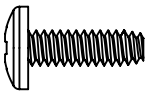 (2)

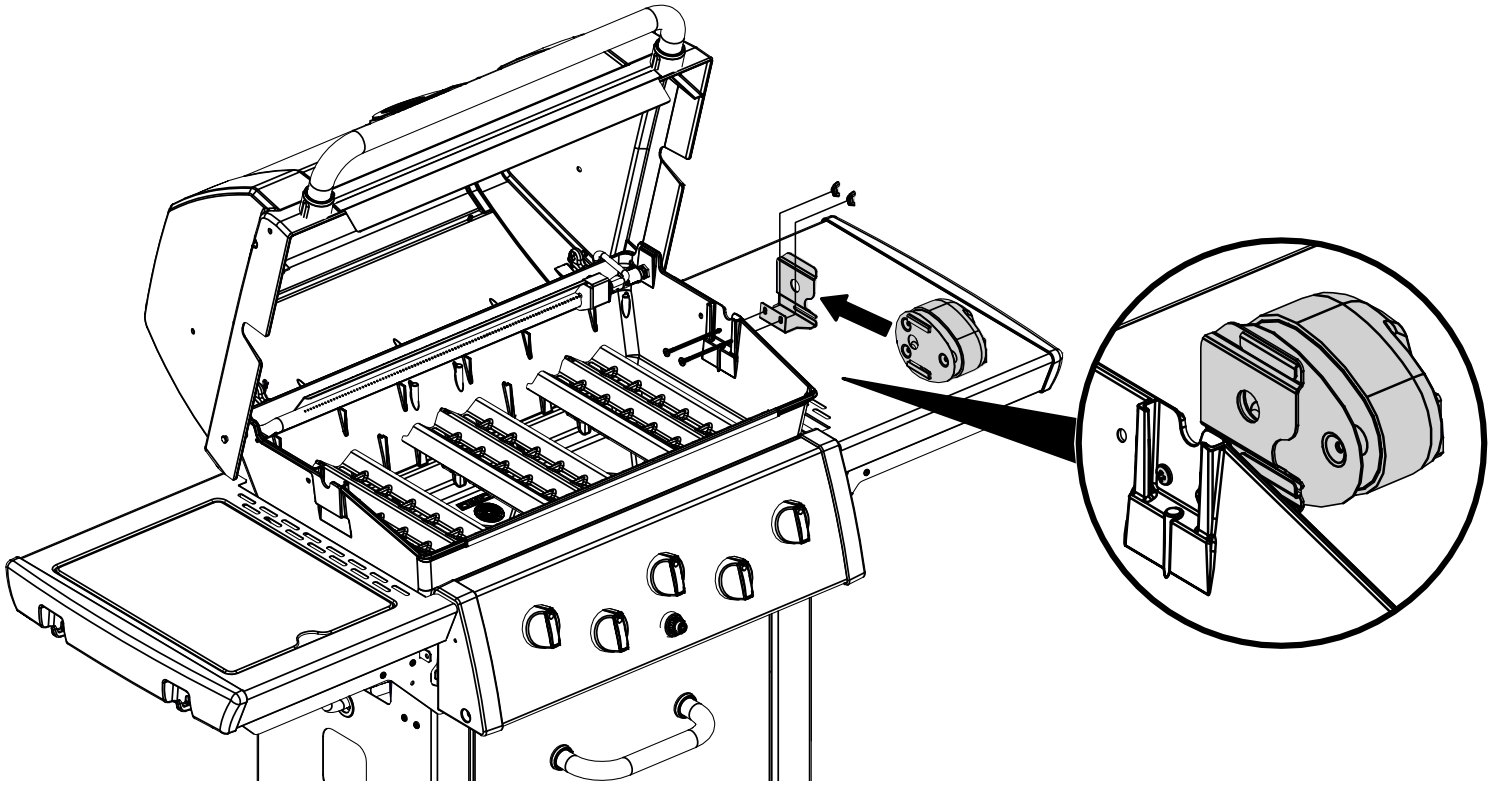

21

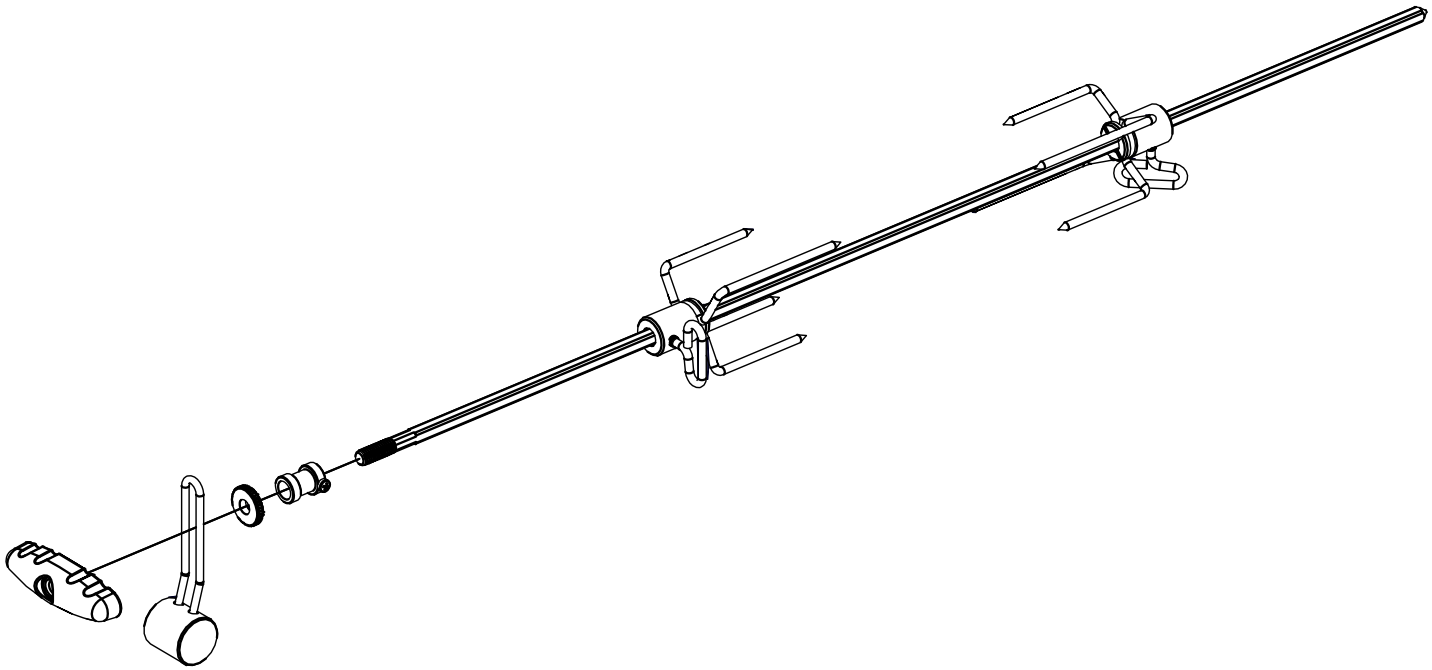

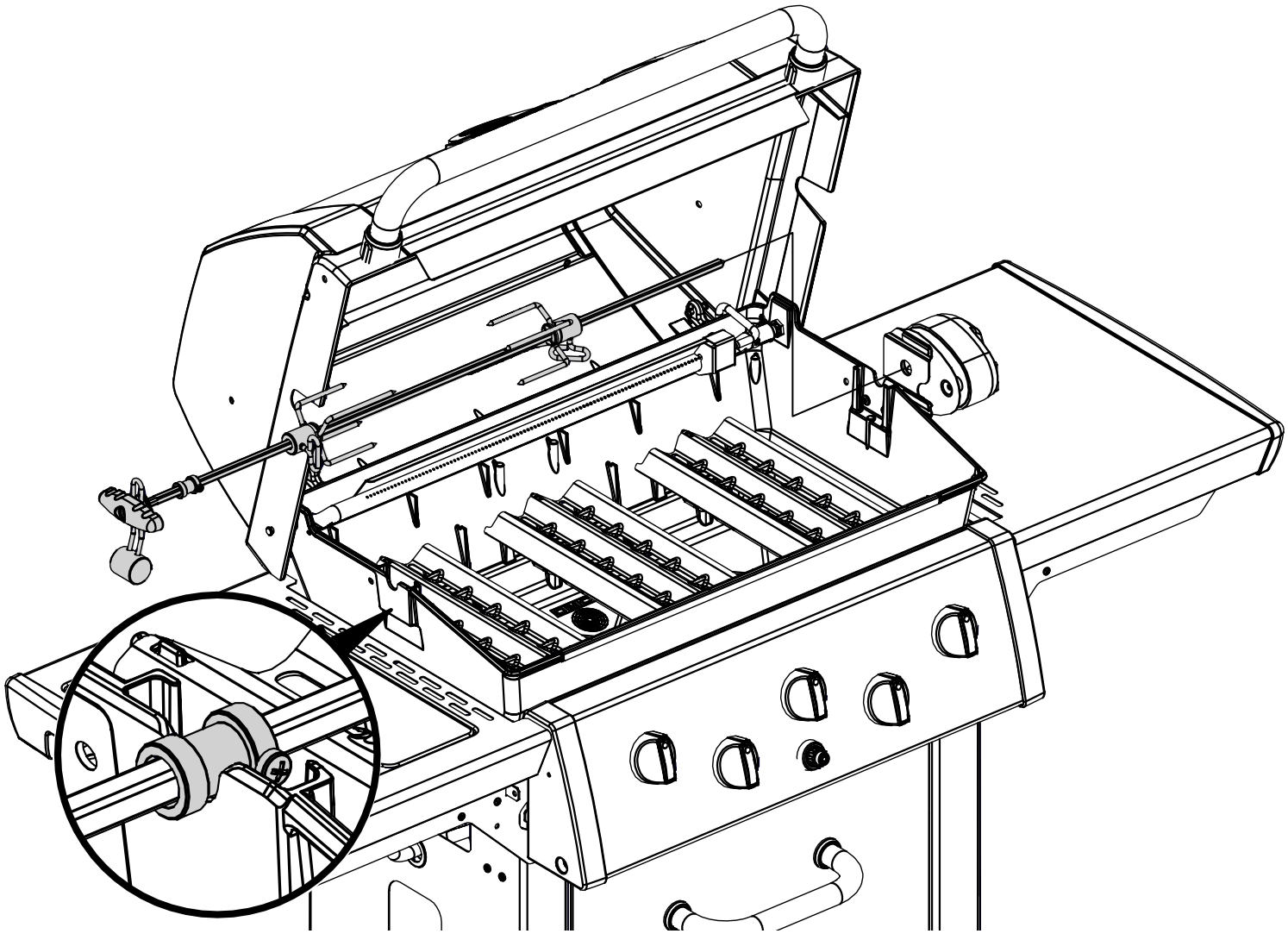

PARTS LIST / LISTE DES PIECES

KEY #	ITEM #	DESCRIPTION	DESCRIPTION	BESCHREIBUNG	08198	08199
1	10909-E401	CASTING BOTTOM	FOND DU FOYER	GRILLKAMMER	1	1
2	10473-E394	CASTING TOP	COUVERCLE DU GRIL	DECKEL	1	1
3	10081-K60	NAMEPLATE	PLAQUE D'IDENTIFICATION	NAMENSSCHILD	1	1
4	10958-E395A	TOP CASTING INSERT	PANNEAU DE COUVERCLE	DECKEL-FRONTPANEL	1	1
5	10571-6	HEAT INDICATOR	INDICATEUR DE CHALEUR	TEMPERATURMESSER	1	1
6	10240-15	HINGE PIN	GOUPILLE DE CHARNIÈRE	SCHARNIERSTIFT	2	2
6A	S21237	HINGE SPACER	ENTRETOISE DE CHARNIÈRE	DISTANZROLLE	2	2
7	S21233	HITCH PIN CLIP	ATTACHE DE CHEVILLE	SPLINT	2	2
9	38170121	GRID - PORCELAIN	GRILLE	GRILLROST	2	2
10	10222-E400	FLAV-R-WAVE	FLAV-R-WAVE	FLAV-R-WAVE	3	3
11	10225-E390	GRID - WARMING RACK	GRILL DE MAINTIEN AU CHAUD	WARMHALTEROST	1	1
13	10184-R83	BOSS EXTENSION	CROCHET DE RALLONGEMENT	NABEN VERLÄNGERUNG	1	1
15	52904-E400E	BURNER	BRÛLEUR	HAUPTBRENNER	3	3
17	10342-246	ELECTRONIC IGNITOR	ALLUMAGE ÉLECTRONIQUE	SCHALTER ZÜNDER ELEKTRONISCH	1	•
	10342-247	ELECTRONIC IGNITOR	ALLUMAGE ÉLECTRONIQUE	SCHALTER ZÜNDER ELEKTRONISCH	•	1
18	10342-E12	ELECTRODE	ELECTRODE	HAUPTELEKTRODE	2	2
19	10366-664A	COLLECTOR BOX	BOÎTE DE COLLECTEUR	BRENNERHALTERUNGSBLECH	1	1
20	10111-16A	PIGTAIL HOSE ASSEMBLY	CONNEXION POUR TUYAU DE GAZ	VERBINDUNGSSTÜCK ZU GASSCHLAUCH	1	1
21	10444-E34E	CONTROL ASSEMBLY	SOUPAPE	VERTEILEINHEIT	1	•
	10444-E36E	CONTROL ASSEMBLY	SOUPAPE	VERTEILEINHEIT	•	1
21A	S13470-079	HOSE-SIDE BURNER	TUYAU DU BRÛLEUR LATÉRAL	SCHLAUCH FUER SEITENBRENNER RECHAUD	•	1
21B	Y-11230	COTTER PIN	ATTACHE DE CHEVILLE	VERBINDUNGSCLIP	•	1
21C	10110-40	TUBE-REAR BURNER ASSY	TUBE DE BRÛLEUR ARRIÈRE	SCHLAUCH OBERER BRENNER	1	1
22	10111-24CH2	HOSE & REGULATOR	TUYAU ET REGULATEUR	SCHLAUCH/REGLER	1	1
23	10472-K431	CONTROL KNOB	BOUTON DE CONTROLE	DREHSCHALTER	3	5
30	10194-E775KO	CONTROL COVER	PANNEAU DE CONTROLE	KONSOLE	1	•
	10194-E795KO	CONTROL COVER	PANNEAU DE CONTROLE	KONSOLE	•	1
31	10711-E34	EDGE CAP - CONTROL COVER	PAC DE BORD GAUCHE	KONSOLENABDECKUNG LINKS	1	1
32	10711-E33	EDGE CAP - CONTROL COVER	PAC DE BORD DROITE	KONSOLENABDECKUNG RECHTS	1	1
33	10184-F96	RADIATION SHIELD	ÉCRAN DE CHALEUR	HITZESCHILD	1	1
34	10184-F97	GREASE RAIL	GUIDE DU BAC A GRAISSE	FÜHRUNG FETTAUFFANGSCHALE	1	1
35	10184-E501	SUPPORT-CASTING-LEFT	SUPPORT GAUCHE DU FOYER	HALTERUNG FÜR GRILLKAMMER - LI	1	1
36	10184-E511	SUPPORT-CASTING-RIGHT	SUPPORT DROITE DU FOYER	HALTERUNG FÜR GRILLKAMMER - RE	1	1
37	10184-E651	SUPPORT-SIDE SHELF-LEFT	SUPPORT TABLETTE DE GAUCHE	HALTERUNG FÜR ARBEITSTISCH - LI	2	2
37A	10184-E63	SUPPORT-SIDE SHELF-LEFT	SUPPORT TABLETTE DE GAUCHE	HALTERUNG FÜR ARBEITSTISCH - LI	2	2
38	10184-E641	SUPPORT-SIDE SHELF-RIGHT	SUPPORT TABLETTE DE DROITE	HALTERUNG FÜR ARBEITSTISCH - RE	2	2
38A	10184-E62	SUPPORT-SIDE SHELF-RIGHT	SUPPORT TABLETTE DE DROITE	HALTERUNG FÜR ARBEITSTISCH - RE	2	2
39	10956-E881	BRACE-REAR	SUPPORT ARRIERE	HINTERE RAHMENSTÜTZE	1	1
40	10958-E73	BASE	TABLETTE INFERIEURE	BODENSCHALE	1	1
41	10956-E591	BRACE-FRONT	SUPPORT AVANT	VORDERE RAHMENSTUETZE	1	1
43	10958-E761	SIDE PANEL	PANNEAU LATERALE	BLECHABDECKUNG SEITLICH	2	2
44	10958-E901	PANEL - REAR	PANNEAU - ARRIÈRE	BLECHABDECKUNG HINTEN	1	1
45	10184-E981	BRACKET - DOOR CATCH	PARENTHÈSE - CROCHET DE PORTE	VORDERE RAHMENSTUETZE	2	2
48	10184-E691	SHELF BRACKET	SUPPORT POUR TABLETTE	BEFESTIGUNGSBLECH HALTERUNG ARB.TISCH	1	1
50	10711-E822	SHELF - SIDE - RIGHT	PLANCHETTE LATERALE – DROITE	SEITL. ARBEITSTISCH RECHTS	1	1
51	10711-E822	SHELF - SIDE - RIGHT	PLANCHETTE LATERALE – DROITE	SEITL. ARBEITSTISCH RECHTS	1	•
	10711-E832	SHELF-SIDEBURNER	PLANCHETTE – BRÛLEUR DE CÔTÉ	SEITL. ARBEITSTISCH LINKS	•	1
56	10892-7G	WHEEL	ROUE	RAD	2	2
60	10711-E49	END CAP - SHELF	MONTURE D'EMBOUT	SCHUTZABDECKUNG SEITENTABLAR	2	2
66	S13005AE	BURNER ROTISSERIE	BRÛLEUR DE TOURNEBROCHE	RÜCKENBRENNER	1	1
67	S15508	ELECTRODE	ELECTRODE	HAUPTELEKTRODE	1	1
68	S21362	SPRING	RESSORT	FEDER	1	1
69	10958-E49A	DOOR	PORTE	TÜRE VORDERFRONT	1	1
70	21071-13	HANDLE	POIGNÉE	DECKELGRIFF	1	1
71	10696-102	REARBURNER-ORIFICE	ORIFICE DU BRÛLEUR ARRIÈRE	GASDUESE	1	1
72	S21420	PUSH NUT	POUSSE ECROU	RADKAPPE	2	2
73	Y-11990	HEX NUT	ÉCROU	MUTTER	1	1
74	S21084	SCREW - #14 x 3/4	VIS - #14 x 3/4	SCHRAUBE - #14 x 3/4	3	3
75	24005-12AB	HANDLE	POIGNÉE	DECKELGRIFF	1	1
75A	10184-E12	RADIATION SHIELD	ÉCRAN DE CHALEUR	HITZESCHILD	1	1
76	21070-13	HANDLE BEZEL	MONTURE DE POIGNEE	GRIFFBEFESTIGUNG	2	2
78	10892-15	CASTOR	ROULETTES	DOPPELRAD	2	2
79	Y-11561	BOLT – 1/4:20 x 1 3/4	BOULON - 1/4:20 X 1 3/4	SCHRAUBE - 1/4:20 x 1 3/4	12	12
80	Y-11546	SCREW- 1/4-20 X 5/8	VIS – 1/4-20 X 5/8	SCHRAUBE - 1/4:20 x 5/8	8	8
81	Y-12860	SCREW – 1/4-20 X 1 3/8	VIS – 1/4-20 X 1 3/8	SCHRAUBE - 1/4:20 x 1 3/8	4	4
82	Y-12673	SHELF - LOCK PIN	ÉTAGÈRE - GOUPILLE DE SERRURE	ARBEITSTISCH - VERRIEGELUNGSSTIFT	2	2
83	Y-12865	BOLT- 1/4-20 X 1/2	BOULON – 1/4-20 X 1/2	SCHRAUBE - 1/4:20 x 1/2	10	10
84	S15170	AXLE	ESSIEU	RADACHSE	1	1

PARTS LIST / LISTE DES PIECES

KEY #	ITEM #	DESCRIPTION	DESCRIPTION	BESCHREIBUNG	08198	08199
85	Y-12855	SCREW- 1/4-20 X 3/8	VIS – 1/4-20 X 3/8	SCHRAUBE - 1/4:20 x 3/8	8	8
86	Y-12310	SCREW - 1/4-20 X 3/4	VIS - 1/4-20 X 3/4	SCHRAUBE - 1/4-20 X 3/4	2	2
87	Y-11793	NUT- 1/4-20	ECROU – 1/4-20	MUTTER - 1/4-20	16	16
96	S21125	SCREW – 8 X 1/2	VIS - 8 X 1/2	SCHRAUBE - 8 x 1/2	4	4
98	S21124	SCREW – 8 X 1/2	VIS - 8 X 1/2	SCHRAUBE - 8 x 1/2	37	37
99	Y-12646	SCREW – SHOULDER 8 X 1/2	VIS - 8 X 1/2	SCHRAUBE - 8 x 1/2	•	2
104	Y-12835	SCREW – 6-32 X 1/4	VIS – 6-32 X 1/4	SCHRAUBE - 6-32 x 1/4	•	2
105	Y-12953	WASHER	RONDELLE	UNTERLAGSSCHEIBE	•	2
106	Y-12861	SCREW – 1/4-20 X 3/8	VIS – 1/4-20 X 3/8	SCHRAUBE - 1/4:20 x 3/8	•	2
107	Y-12863	WASHER	RONDELLE	UNTERLAGSSCHEIBE	•	4
110	53140-981	GRID	GRILLE LATÉRAL	GRILLROST SEITENRECHAUD	•	1
111	10390-E10E	SIDE BURNER	BRÛLEUR DE CÔTÉ	GASBRENNER SEITENRECHAUD	•	1
113	10342-T16	ELECTRODE – SIDE BURNER	ÉLÈCTRODE – BRÛLEUR DE CÔTÉ	HAUPTELEKTRODE SEITENRECHAUD	•	1
114	23000-255	COVER-SIDE BURNER	COUVERCLE LATÉRAL	GASRECHAUD DECKEL	•	1
115	Y-29304	SCREW 10-24 X 3/8	VIS 10-24 X 3/8	SCHRAUBE 10-24 X 3/8	2	2
117	23000-271	SHELF-SIDE BURNER	SUPPORT DE BRÛLEUR DE CÔTÉ	GEHAEUSSE RECHAUD	•	1
122	57054-901	GREASE TRAY	PLATEAU A GRAISSE	FETTAUFFANGSCHALE	1	1
123	52009-901	GREASE PAN	CUVETTE A GRAISSE	TROPFSCHALE	1	1
124	52049-91	SHIELD - GREASE TRAY	PROTECTION CONTRE LA CHALEUR	HITZESCHUTZ	1	1
135	Y-12119	BUSHING	DOUILLE	ZWISCHENSTÜCK	2	3
137	10184-E421	ROTISSERIE BRACKET	SUPPORT	MOTORHALTERUNG	1	1
139	S21061	WING NUT	ECROU PAPILLON	FLÜGELMUTTER 10-24	2	2
140	Y-29306	BOLT - 10-24 x 5/8	BOULON - 10-24 x 5/8	SCHRAUBE - 10-24 x 5/8	2	2
141	S15271	HANDLE	POIGNEE	GRIFF	1	1
142	S15270	BALANCER	CONTREPOIS	GEWICHT	1	1
143	S15263	BUSHING	COL	BUECHSE	1	1
144	Y-12220	BUSHING	DOUILLE	ZWISCHENSTÜCK	1	1
145	S15257	SPIT ROD	BROCHETTE	BRATSPIESS	1	1
146	S15245	MOTOR	MOTEUR	GLEICHSTROMMOTOR	1	1
147	S15299	WASHER	RONDELLE	UNTERLAGSSCHEIBE	1	1
148	S15287	4 PRONG FORKS	FOURCHETTE A 4 FOURCHON	VERZINKTE FLEISCHGABEL	1	1
149	10240-20	DOOR PIN	GOUPILLE DE LA PORTE	TUERSTIFT	1	1
151	Y-12857	WASHER	RONDELLE	UNTERLAGSSCHEIBE	2	2
152	Y-12222	MAGNET	AIMANT	MAGNET	1	1
153	Y-12223	SNAP IN MAGNET	AIMANT	SCHNAPPMAGNET	1	1
164	Y-12124	DOOR PIN CAP	BOULON DE MAITIEN DE PORTE	DISTANZHALTERUNG	1	1
165	Y-11551	SCREW - 1/4-20 x 1	VIS – 1/4-20 X 1	SCHRAUBE - 1/4:20 x 1	1	1
166	Y-12117	BUSHING	DOUILLE	ZWISCHENSTÜCK	•	2

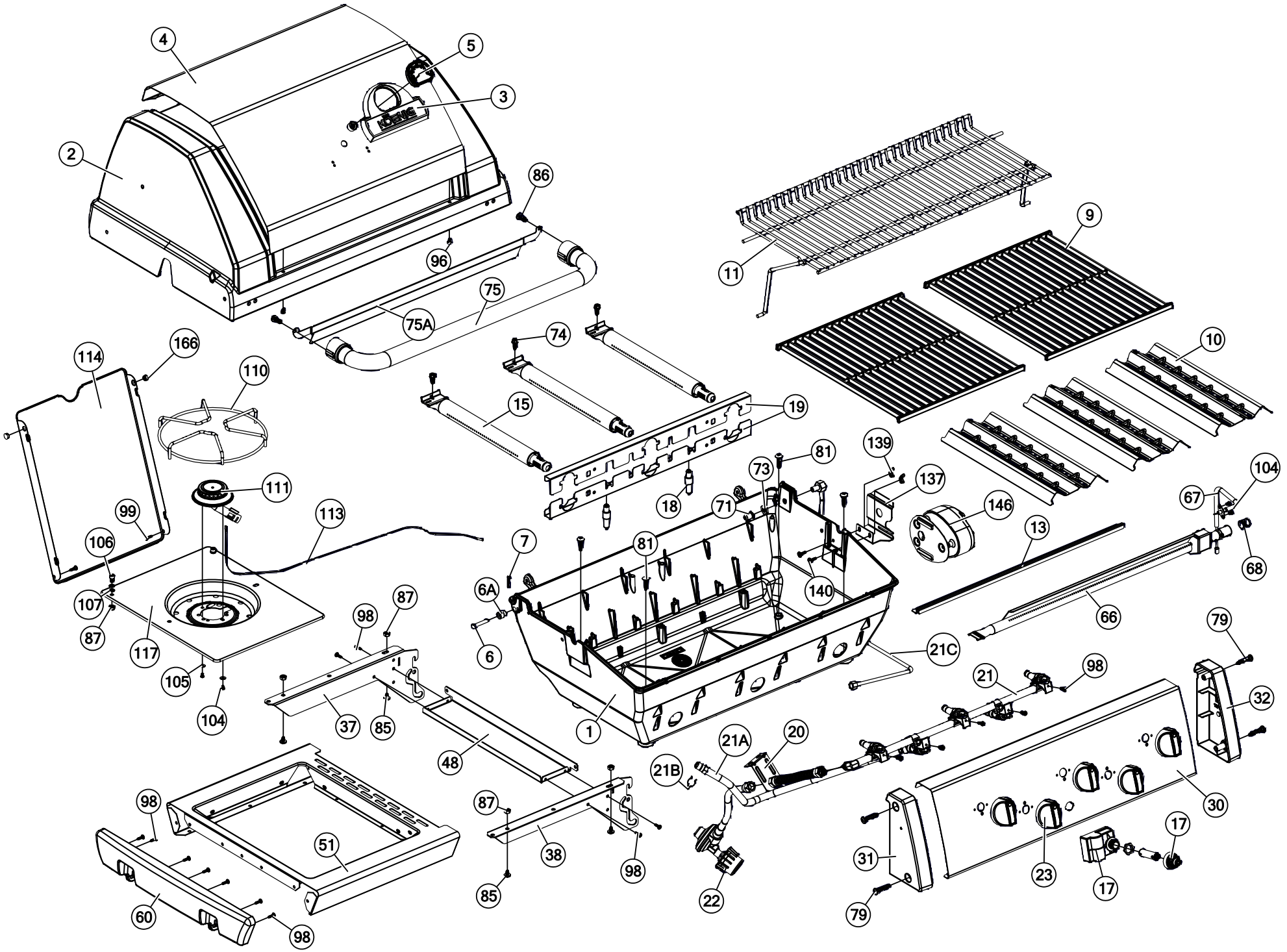

4
5
3
2
86
96
75
75A
74
15
19
18
11
9
10
114
166
110
111
113
99
106
107
87
117
105
104
7
6A
6
81
73
71
139
137
146
140
13
67
104
68
66
21C
79
21
98
32
1
98
87
37
85
48
21A
20
21B
22
30
31
23
17
17
79
98
51
60
98
87
38
85
98

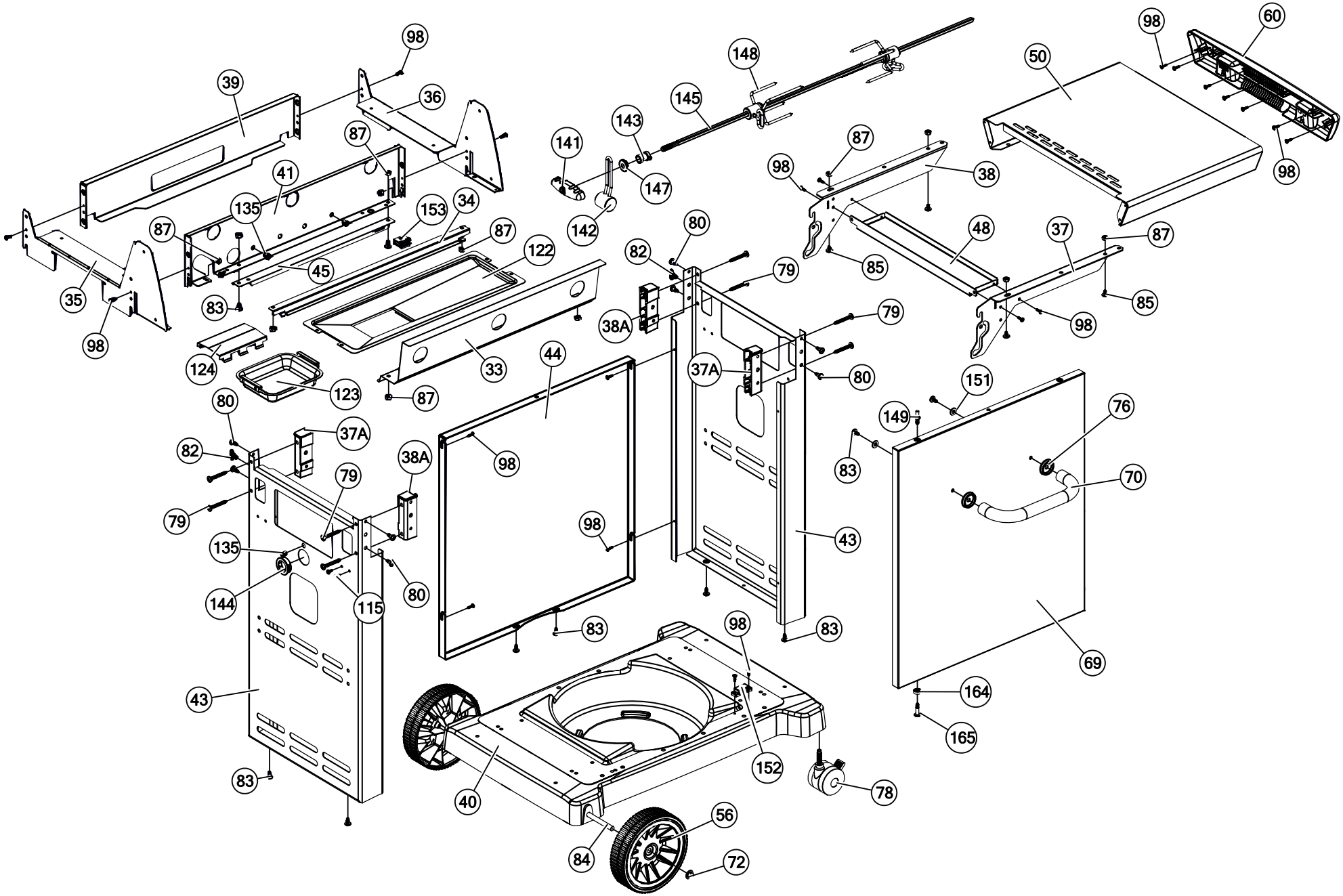

98
39
36
87
41
135
153
34
87
45
122
35
83
98
124
123
33
87
80
82
37A
38A
79
79
135
144
115
80
43
83
98
44
98
98
83
98
152
40
78
56
84
72
148
145
143
141
147
142
80
82
79
38A
79
37A
80
43
83
98
87
38
98
85
48
37
87
85
98
151
149
76
83
70
69
164
165
50
98
60
98